




**Beamsly Beacon – Little Crag**





Beamsly Beacon – Little Crag





## Beamsly Beacon – Little Crag

Situation and Character: Situated approximately 0.7km north north east of the summit of Beamsly Beacon and marked as Little Crag (GR SE102532). A clean although slightly heathery west facing series of four small buttresses catches the afternoon sun but also any wind. A pleasant evening venue approximately 20 min from the road, mostly lower grade bouldering. The problems are described from L to R.

1. V1, 5b Down to Left, nice little overhanging arête from SDS. \*
2. V0, 4c Wall L of easy crack.
3. V0, 4b Wall just L of arête.
4. V3, 5c L arête of LH buttress on R side with a worrying move at the top.\*
5. V0+,5a The impending crack.
6. V4/5,6a **The Shield**; The L side of the wall via the slots and pocket. \*
7. V4, 6a The R side of the wall via the slots and sloper for R hand. \*
8. V3, 5c+ The R arête on the LHS using the seam and sloper.
9. V4, 6a Afghan Kebab House; The technical L arête of the second buttress. \*\*
10. V1, 5b The wall R of arête.
11. V0-, 4c The wall and hanging crack to R.
12. V0, 5a The central crack with an awkward move at the break.
13. V1, 5b The wall just R of the central crack.\*
14. V0-, 4c The wall at the R end of the buttress.
15. VS/V0, 5a **Beacon Arête** The blunt arête direct on its RHS with a step R at the break. Escaping L at the break onto the ledge is V0.
16. HVS/V2, 5c **Lonely Traveller** The wall just L of the thin heather filled crack. A boulder problem start leads to easier ground above the break.
17. VD, The crack.
18. S 4a, The nice wall R of the crack.
19. V0-,4b, The impending broken wall.
20. V0 4c, SDS, The slanting seam.