

# PANORAMA CRAG

BY PAUL CLARKE AND DAVE MUSGROVE

DIAGRAMS BY NIGEL BAKER

Please see participation statement etc on the last page before using this guide.

A small but appealing crag in a fine situation and, as the name suggests, with an even better outlook. Though short the routes provide a variety of entertainments and generally good rock. Their difficulty is usually to be found in short powerful sequences exploiting good(ish) holds, making them a worthwhile contrast to the merely vertical sport routes on other local crags like Giggleswick or Foredale. The grades reflect the consequent difficulty to achieve an onsight and their bouldery nature – in other words they may seem easier if worked.

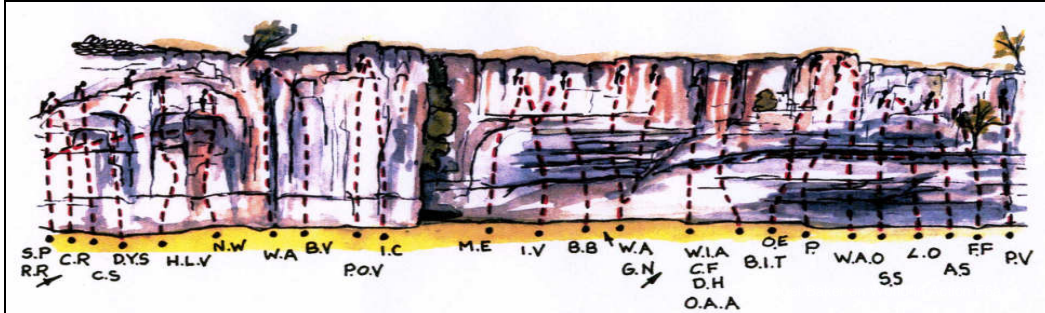
The crag is relatively quick-drying but seeps after rain. It can prove climbable at all times of the year but, if in doubt, drive along the road to below the crag and take a look!

## Approach

Park on Helwith Bridge to Austwick road, just past the first house on the right after passing Dry Rigg Quarry, at a slight widening of the road. From here the crag lies on the scarp line and well to the west. Go over the stile but then directly uphill to follow an obvious track, first to the right a short way and then back left. Continue along the track, across a couple of fields and through a gate. At this point the way ahead goes across land that is not designated under the CRoW Act so go through the gap in the wall on the right and walk towards the big tree (clearly seen in the picture opposite). Follow the wall around and through another gap. Walk along the grassy rib and climb steeply to the crag – about 20 minutes.



The routes are listed from left to right. The first route takes an obvious rightward rising ramp that is not on the diagram. To its right are some short but entertaining sport lines.



**The Ramp** 12m V Diff

Follow the ramp and up the short wall, spurning or clipping the new belay of the next route to below the drystone wall. Descend by scrambling carefully off to the left.

15.07.07 Paul Clarke

**Roving Reporter** 15m F6c+ \*\*

The first offering is a technical diagonal that breaks across the first buttress. Move across to Sneak Preview and clip both of its bolts, then into the niche on Camera Shy. From here an intriguing rising traverse crosses the grooves to the belay of News Week.

05.05.08 Paul Clarke, Dave Musgrove, Nigel Baker

**Sneak Preview** 7m F6a

A very short route with just 2 bolts up the bulge on the extreme left side of the crag and finishing above the ramp.

20.2.08 Dave Musgrove, Paul Farrish, Bob Larkin

**Curtain Raiser** 8m F6a \*

Climb the short rib on good rock to the same belay.

17.02 08 Bob Larkin, Alan Firth

**Camera Shy** 7m F6a \*

The 3<sup>rd</sup> bolt line climbs into a shallow scoop and out over a bulge at the top.

20.2.08 Paul Farrish, Dave Musgrove, Bob Larkin

Things get a bit steeper. A series of ribs and shallow grooves composed of seemingly smooth rock present a series of challenges.

**Did You See?** 10m F6c \*

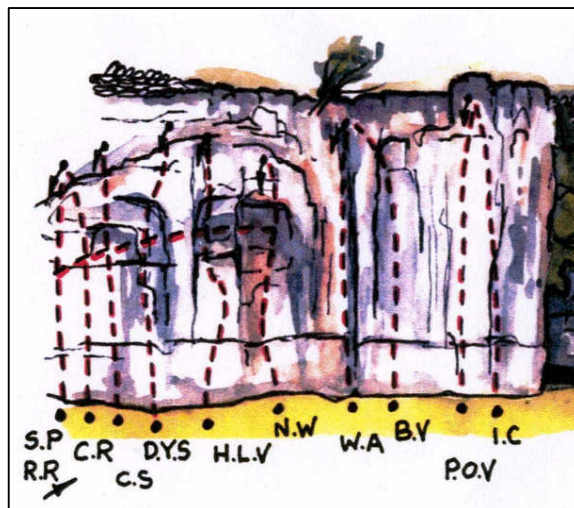
A well-named route that is hard to read on first acquaintance (and quite tricky even when the holds are known!). A short groove leads to a hard move to gain a prominent hold. Move up to a hidden pocket and more steep moves past layaways to the belay.

21.08 07 Keith Morgan, Nigel Baker.

**Hasta La Vista**..10m F6c+ \*\*

It requires muscle. Gain the base of the left-hand groove and make testing moves up its right rib to good holds at the overhang. A steep finish remains.

29.05.07 Nigel Baker, Mick Johnson.



**News Week** 9m F6c \*

Enter and follow the obvious right-hand groove with difficulty using a frustratingly (or not if chalked) hard-to-spot hold. A steep but easier finishing move gains good holds and a bolted belay.

22.05.07 Nigel Baker, Paul Clarke.

To the right is an obvious shallow and open groove

**Wide Angle** 10m F5+ \*

The obvious shallow groove. One testing move is needed to gain entry.

09.02.08 Bob Larkin, Dave Musgrove

**Belle Vue** 10m F6a \*

The rib just right of the groove trending left at the top to the same belay.

09.02.08 Bob Larkin, Dave Musgrove

**Points of View** 11m F6a \*\*

The rib to the left of the tree stump makes a fine, if reachy, warm-up.

19.07.07 Nigel Baker, Dave Musgrove

**Identity Crisis** 9m F6a \*

A good line up the smooth groove above the tree stumps.

20.02.08 Bob Larkin, Paul Farrish, Dave Musgrove

Lines have been part cleaned to the left of the cave but large blocks have deterred any attempt as yet. Once cleaned probably F5+/6a.

Right again is a cave. Six routes pull through the bulging right wall.

**Cyclops** 10m F6b+

Climb the short steep wall just right of the small cave. May be hard to onsite, but when you know where the holds are the grade debate starts!

19.03.11 Nigel. Baker, *who has a good eye for a line!*

**Mind's Eye** 10m F7a \*

Short and dynamic but soon over. Climb up to the bulge and make slappy moves to gain the break below the obvious flake line. Pull up this to jugs and an easy finish.

01.03.08 Nigel Baker

**Inner Vision** 10m F6c \*

A short slab precedes a couple of steep and fingery pulls to gain the break. A long reach from here leads to easy ground and the belay of the next route

02.05.08 Paul Clarke. Alan Hinkes (*on loan from some little Himalayan molehill*).

**Block Buster** 10m F6b+ \*

The route romps up the easy slab to some blocks, then swings over the bulge using several more. Eventually a longish reach gains a ledge and then the belay.

21.08.07 Nigel Baker, Keith Morgan.

**Well Armed** 10m F6b \*

A fairly easy start leads to steep ground with big holds and one tricky pull.

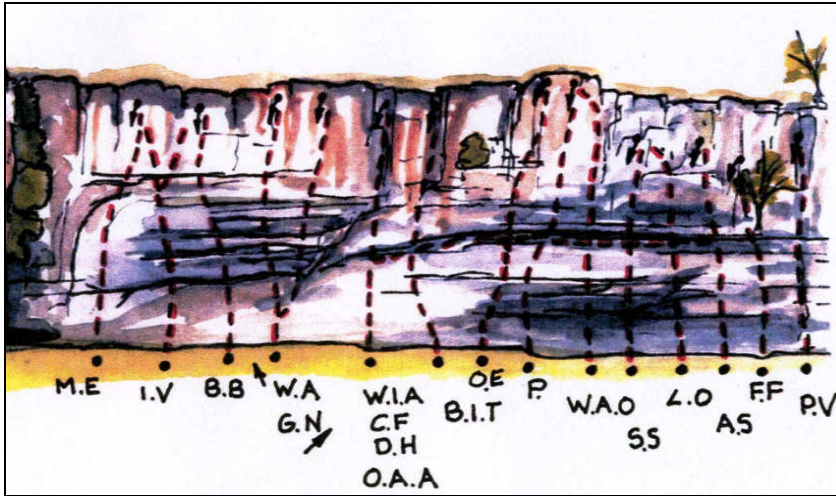
02.06.07 Keith Morgan, Nigel Baker.

**Global News** 10m F6b \*\*

Start up Well Armed (or the next route) and pass the protruding block and gain a finish in the groove above.

01.03.08 Bob Larkin

The bulges lessen and two hanging grooves are obvious at the top of the crag.



**World in Action** 9m F6a \*\*

A steep start leads to a ledge and then a tricky move up and left into the left-hand groove. (The original finish is slightly easier but maybe better, moving right over the bulge to the next lower-off).

22.05.07 Original Finish - Paul Clarke, Nigel Baker 20.02.08 New Finish - Bob Larkin

**Back in Traction** 10m F6c \*

The crisp little wall to the right is tricky for two or three moves and then easier. Above the break go over the bulge to join the right-hand groove.

17.02 08 Paul Clarke

The next three routes start up World in Action and traverse rightwards along the mid-height break for different distances. The first two use this as a way of climbing the upper wall but avoiding the steep starts..

**Close Focus** 13m F6b \*

Start up World in Action and traverse right across Back in Traction for four metres, until an undercut gains ledges above the break. Move up and climb to a lower-off just below the top.

09.02.08 Nigel Baker, Keith Morgan

**Distant Horizon** 16m F6c \*\*

Start up World in Action to the break. Traverse right along this and finish up the fine upper wall of Panoramic.

29.05.07 Nigel Baker, Mick Johnson

**Over and Above** 21m F6b \*

This extension keeps going all the way to the belay on Freeze Frame. It is fairly sustained until one reaches Second Sight, after which it is a bit loose.

22.04.08 Paul Clarke, Dave Campbell

Right of Back in Traction the base of the crag bulges giving a series of routes that have rather juggy & thuggy starts!



**Outlook Express** 11m F7a \*\*

Pull up and swing rightwards to climb the right edge of the smooth wall. At the break, plough through the bulge and climb more easily to the top (as for Close Focus).  
02.05.08 Paul Clarke

**Panoramic** 11m F7a+ \*\*\*

A great little find and it has recently got harder with the loss of a big hold. The butch bulge leads to a thin move where the angle changes, then good holds and the break. Step right and climb the fine wall to the top.  
15.07.07 Nigel Baker, Keith Morgan

**World at One** 11m F6c+ \*\*

Another good sequence of moves on surprisingly good holds. The route crosses the widest part of the roof then the upper wall by a very shallow groove to the belay of Panoramic.  
22.04.08 Paul Clarke

**Second Sight** 10m F6c \*

A good fun route that starts below an obvious side pull/slot. A steep start on good holds leads to a crux gaining the upper wall and then the break. Finish over the bulge on jugs to a lower-off.  
17.03.08 Nigel Baker, Keith Morgan

**Look Out!** 10m F7a \*

Make difficult moves up the bulging wall to the break and then more easily to the belay of Second Sight. The second clip is hard to place and it may be sensible to pre-place a longish sling on it.  
22.04.08 Nigel Baker

**All Seeing** 10m F7a \*

A gymnastic start leads to better holds after which a couple of layaway moves gain the break and a ledge. Easier ground now leads to the belay.  
17.02.08 Nigel Baker

A large tree at 2/3rds height has a route below it and one to its right.

**Freeze Frame** 9m F6c \*

Stiff pulls and a longish move off the obvious right-facing flake lead to better holds above the bulge and an easy finish by the tree.  
24.03.08 Nigel Baker  
*Climbed between heavy snow showers*

**Peripheral Vision** 10m F6b+ \*

Harder than it looks! A steep pull gains smaller holds and a choice of moves to the jugs above. Easier ground leads to the belay.  
17.02.08 Dave Musgrove

## Graded List

### F7a

**Panoramic** 11m F7a+ \*\*\*  
**Outlook Express** 11m F7a \*\*  
**Mind's Eye** 10m F7a \*  
**All Seeing** 10m F7a \*  
**Look Out!** 10m F7a \*

### F6c

**World at One** 11m F6c+ \*\*  
**Hasta La Vista..**10m F6c+ \*\*  
**Roving Reporter** 15m F6c+ \*\*  
**Freeze Frame** 9m F6c\*  
**Did You See?** 10m F6c \*  
**News Week** 9m F6c \*  
**Second Sight** 10m F6c \*  
**Back in Traction** 10m F6c \*  
**Inner Vision** 10m F6c \*  
**Distant Horizon** 16m F6c \*\*

### F6b

**Cyclops** 8m F6b+  
**Peripheral Vision** 10m F6b+ \*  
**Close Focus** 13m F6b+ \*  
**Block Buster** 10m F6b+ \*  
**Over and Above** 21m F6b \*  
**Global News** 10m F6b \*\*  
**Well Armed** 10m F6b \*

### F6a

**Identity Crisis** 9m F6a \*  
**Points of View** 11m F6a \*  
**World in Action** 9m F6a \*\*  
**Belle Vue** 10m F6a \*  
**Camera Shy** 7m F6a \*  
**Curtain Raiser** 8m F6a \*  
**Sneak Preview** 7m F6a

### F5

**Wide Angle** 10m F5+ \*

### Trad

**The Ramp** 12m V Dif

**Warning: Climbing and mountaineering are activities with a danger of personal injury or death. Participants in these activities should be aware of and accept these risks and be responsible for their own actions and involvement.**

**Many of these climbs have had few ascents. Whilst care has been taken the authors accept no responsibility for the quality of the rock, gear, accuracy of the descriptions or towards those choosing to attempt any of these routes – to do so is your choice.**

